



Composition:  
29K / 16R  
Cover:  
24 Q2 Fashion gold

# SIGNA

1052



Variant 27  
with adjustment of seat depth



Variant 88  
with el. adjustment of leg rest  
and man. adjustment of seat depth







Composition:  
27K / 88R  
Cover:  
30 Q2 Oasis tundra

# SIGNA

1052



with adjustment of seat depth

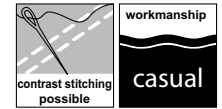


Composition 29K / 16R  
in 24 Q2 Fashion gold

# Model plan 1052

## Attention!

Please note the possible combinations of the add-on elements.  
Due to the different depths/seat depths the variants with or without function cannot be combined with each other.



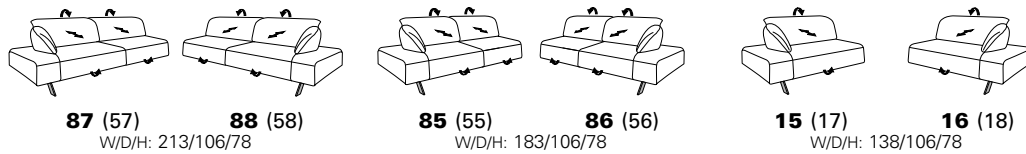
metal feet alternatively in:

- stainless steel look brushed
- anthracite (powder-coated)

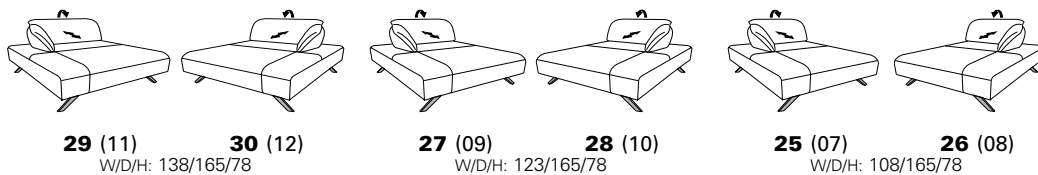


### combinable variants with man. adjustment of seat depth and el. adjustment of seat depth (Variants in brackets)

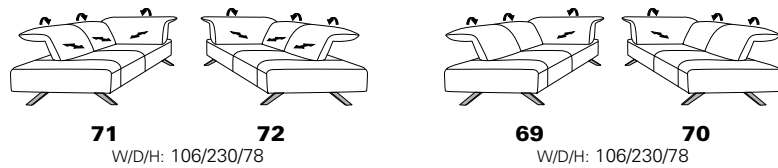
#### end elements with el. adjustment of leg rest (external storage battery possible)



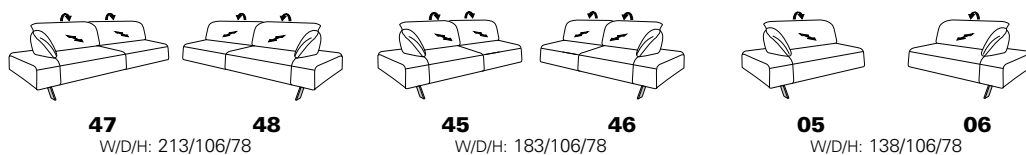
#### end recamiere



#### - end elements with integrated corner combinable with variants 15/16, 85/86, 87/88!

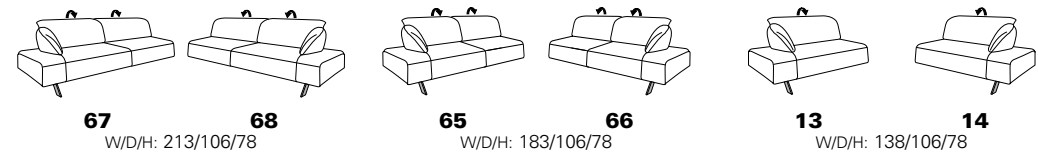


#### end elements with man. adjustment of seat depth

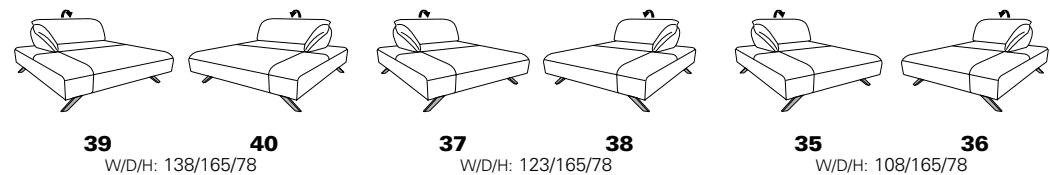


### combinable variants without adjustment of seat depth

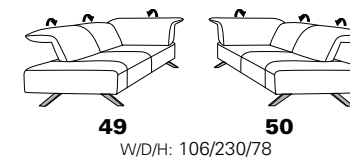
#### end elements



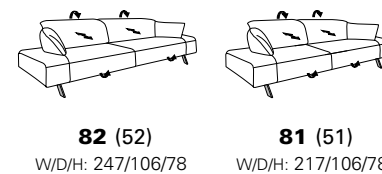
#### end recamiere



#### - end elements with integrated corner combinable with variants 13/14, 65/66, 67/68!



#### sofas with el. adjustment of leg rest



#### sofas without function



#### footstool



- all electrical elements can be operated with rechargeable batteries!